

Algorithms from Statistical Physics for Generative Models of Images

James M. Coughlan and A. L. Yuille
 Smith-Kettlewell Eye Research Institute,
 2318 Fillmore Street,
 San Francisco, CA 94115, USA.

Abstract— A general framework for defining generative models of images is Markov random fields (MRF's), with shift-invariant (homogeneous) MRF's being an important special case for modeling textures and generic images. Given a dataset of natural images and a set of filters from which filter histogram statistics are obtained, a shift-invariant MRF can be defined (as in Zhu [12]) as a distribution of images whose mean filter histogram values match the empirical values obtained from the data set. Certain parameters in the MRF model, called potentials, must be determined in order for the model to match the empirical statistics. Standard methods for calculating the potentials are computationally very demanding, such as Generalized Iterative Scaling (GIS), an iterative procedure that converges to the correct potential values. We apply the Bethe-Kikuchi approximation, a standard technique from statistical physics, to speed up the GIS procedure. Results are demonstrated on a model using two filters, and we show synthetic images that have been sampled from the model. Finally, we show a connection between GIS and our previous work on the g -factor.

Keywords— Markov random fields, Generalized Iterative Scaling, Minimax Entropy Learning, histogram statistics.

I. INTRODUCTION

It is increasingly important to learn generative models for vision from real data. A general framework for defining generative models of images is Markov random fields (MRF's), which may be used to define a probability distribution on an entire image pixel lattice. An MRF probability distribution is defined in terms of clique potential functions, referred to as "potentials," which are functions of local clusters of pixels ("cliques") that enforce the desired statistical relationships among the pixel intensity values in these clusters. An important sub-class of MRF's are those that are shift-invariant (homogeneous), i.e. those for which the potential functions are the same from clique to clique. Shift-invariant MRF's can be used for modeling statistically homogeneous patterns such as textures and generic images. Pioneering work by Zhu, Wu, and Mumford [12] introduced the Minimax Entropy Learning scheme which enabled them to learn shift-invariant MRF distributions for images based on filter histograms obtained from a dataset of images. This work gave an elegant connection between

generative models on images (eg. [12],[11]) and empirical studies of the statistical properties of images, for example see [7],[6], [5].

Learning MRF distributions from empirical image data requires calculating the values of the potential functions that result in a distribution which is consistent with the empirical data. (This corresponds to the classic problem of estimating the parameters of a log-linear model.) Standard methods for calculating the potentials are computationally very demanding, such as Generalized Iterative Scaling (GIS), an iterative procedure due to Darroch and Ratchliff [3] that is guaranteed to converge to the correct potential values. GIS may be thought of as a form of steepest descent in which each iteration updates the potential values. For the type of MRF we consider in this paper, shift-invariant MRF's defined in terms of histograms of filter responses, each iteration of GIS requires calculating the mean filter histogram values, or histogram expectations, given the current value of the potentials. Calculating the histogram expectations is the computational bottleneck of GIS, since closed-form expressions for these expectations are intractable, and estimating expectations by methods such as MCMC is very slow.

To speed up this bottleneck, we apply recent work on the Bethe-Kikuchi approximation [9], which is a standard approximation in statistical physics [4], to estimate the histogram expectations at each step of GIS. Since the Bethe-Kikuchi approximation is a variational procedure that requires constrained optimization, we employ the recently devised CCCP algorithm [10] to perform the required constrained optimization. We apply the CCCP algorithm in a way that exploits the homogeneous structure of the MRF, resulting in an algorithm that converges quickly to a solution of the Bethe-Kikuchi approximation. We demonstrate our work by learning MRF models for generic images and generating corresponding image samples.

In addition, we show a direct relationship between the GIS algorithm and a previous method, called the multinomial approximation, proposed for estimating potentials using an independence assumption [2]. We show that this previous approach corresponds to the first iteration of the

GIS algorithm with uniform initial conditions. This means that a single iteration of GIS can be sufficient to get a good approximation to the MRF potentials.

In Section (II), we briefly review Markov random fields and Minimax Entropy Learning. Section (III) introduces the Generalized Iterative Scaling algorithm and demonstrates that the first iteration of GIS corresponds to the multinomial method. In Section (IV) and (V) we describe how the Bethe-Kikuchi approximation and a CCCP algorithm can be used to speed up GIS. Section (VI) gives results. Finally, in an appendix we review the multinomial approximation method.

II. SHIFT-INVARIANT MARKOV RANDOM FIELDS

Suppose we have training image data which we assume has been generated by an (unknown) probability distribution $P_T(\vec{x})$, where \vec{x} represents an image. A Markov random field (MRF) may be used to construct a generative model of $P_T(\vec{x})$, and one procedure for defining an appropriate MRF is given by Minimax Entropy Learning (MEL) [12]. The MEL procedure approximates $P_T(\vec{x})$ by selecting the distribution with maximum entropy constrained by observed feature statistics $\langle \vec{\phi}(\vec{x}) \rangle = \vec{\psi}_{obs}$. This gives the exponential form $P(\vec{x}|\vec{\lambda}) = \frac{e^{\vec{\lambda} \cdot \vec{\phi}(\vec{x})}}{Z[\vec{\lambda}]}$, where $\vec{\lambda}$ is a vector of parameters, called the *potentials*, chosen such that $\sum_{\vec{x}} P(\vec{x}|\vec{\lambda})\phi(\vec{x}) = \vec{\psi}_{obs}$. This procedure is equivalent to performing maximum likelihood estimation of $\vec{\lambda}$ given the exponential form.

We will treat the special case where the statistics $\vec{\phi}$ are the histogram of a shift-invariant filter $\{f_i(\vec{x}) : i = 1, \dots, N\}$, where N is the total number of pixels in the image. So $\psi_a = \phi_a(\vec{x}) = \frac{1}{N} \sum_{i=1}^N \delta_{a,f_i(\vec{x})}$ where $a = 1, \dots, Q$ indicates the (quantized) filter response values. The potentials become $\vec{\lambda} \cdot \vec{\phi}(\vec{x}) = \frac{1}{N} \sum_{a=1}^Q \sum_{i=1}^N \lambda(a) \delta_{a,f_i(\vec{x})} = \frac{1}{N} \sum_{i=1}^N \lambda(f_i(\vec{x}))$. Hence $P(\vec{x}|\vec{\lambda})$ becomes a MRF distribution with clique potentials given by $\lambda(f_i(\vec{x}))$. This determines a shift-invariant Markov random field with the clique structure given by the filter responses $\{f_i\}$.

Multiple filters may be used simultaneously. We denote each of the M filters by $f_i^{(k)}(\vec{x})$, where the superscript k ranges from 1 through M and labels the filter. In this case the distribution becomes

$$P(\vec{x}|\vec{\lambda}^{(1)}, \dots, \vec{\lambda}^{(M)}) = \frac{e^{\sum_{k=1}^M \vec{\lambda}^{(k)} \cdot \vec{\phi}^{(k)}(\vec{x})}}{Z[\vec{\lambda}^{(1)}, \dots, \vec{\lambda}^{(M)}]}, \quad (1)$$

where $\vec{\lambda}^{(k)}$ labels the M potentials and $\vec{\phi}^{(k)}$ labels the M statistics. The potentials are chosen so that $\langle \vec{\phi}^{(k)}(\vec{x}) \rangle = \vec{\psi}_{obs}^{(k)}$ for each k . (The choice of which filters should be used is prescribed by a feature selection stage based on a minimum entropy principle, which favors filters that lower the entropy of the distribution on images as much as possible.)

Estimating the value of the potentials $\vec{\lambda}$ is computationally very demanding. Standard procedures entail performing steepest descent on $\vec{\lambda}$, with stochastic sampling of the entire distribution $P(\vec{x}|\vec{\lambda})$ required at each iteration. The goal of this paper is to introduce a technique for rapidly estimating the potentials based on Generalized Iterative Scaling and the Bethe-Kikuchi approximation.

III. GENERALIZED ITERATIVE SCALING

In this section we introduce Generalized Iterative Scaling (GIS)[3] and explain the connection between it and the multinomial approximation, which is an approximation described in the Appendix that gives a rapid procedure for estimating potentials. GIS is an iterative procedure for calculating clique potentials that is guaranteed to converge to the maximum likelihood values of the potentials given the desired empirical filter marginals (e.g. filter histograms). We show that estimating the potentials by the multinomial approximation is equivalent to the estimate obtained after performing *the first iteration* of GIS.

The GIS procedure calculates a sequence of distributions on the entire image (and is guaranteed to converge to the correct maximum likelihood distribution), with an update rule given by $P^{(t+1)}(\vec{x}) \propto P^{(t)}(\vec{x}) \prod_{a=1}^Q \left\{ \frac{\psi_a^{obs}}{\psi_a^{(t)}} \right\}^{\phi_a(\vec{x})}$, where $\psi_a^{(t)} = \langle \phi_a(\vec{x}) \rangle_{P^{(t)}(\vec{x})}$ is the expected histogram for the distribution at time t . This implies that the corresponding clique potential update equation is given by:

$$\lambda_a^{(t+1)} = \lambda_a^{(t)} + \log \psi_a^{obs} - \log \psi_a^{(t)}. \quad (2)$$

We note that the GIS procedure exploits the fact that the filter histograms ψ_a^{obs} and $\psi_a^{(t)}$ are normalized to 1. If two or more filters are used it can be shown that the GIS update procedure must be modified to the following form:

$$\lambda_a^{k,(t+1)} = \lambda_a^{k,(t)} + (1/M)(\log \psi_a^{k,obs} - \log \psi_a^{k,(t)}) \quad (3)$$

for M filters, where the superscript k ranges from 1 through M and labels the filter.

If we initialize GIS so that the initial distribution is the uniform distribution on images, i.e. $P^{(0)}(\vec{x}) = L^{-N}$, then the distribution after one iteration is $P^{(1)}(\vec{x}) \propto e^{\sum_a \phi_a(\vec{x}) \log(\psi_a^{obs}/\alpha_a)}$, where the $\{\alpha_a\}$ components are the mean histogram under a distribution of uniformly random images, see the Appendix for details. In other words, the distribution after one iteration is the MEL distribution *with clique potential given by the multinomial approximation*.

IV. CONTINUING GIS USING BETHE-KIKUCHI

We can iterate GIS to improve the estimate of the clique potentials beyond the accuracy of the multinomial approximation. The main difficulty lies in estimating $\psi_a^{(t)}$ for $t > 0$ (at $t = 0$ this expectation is just the mean histogram with

respect to the uniform distribution, α_a , which may be calculated efficiently as described in Coughlan and Yuille, in preparation). One way to approximate these expectations is to apply a Bethe-Kikuchi approximation technique [9], used for estimating marginals on Markov Random Fields, to our MEL distribution. Our technique, which was inspired by the Unified Propagation and Scaling Algorithm [8], consists of writing the Bethe free energy [9] for our 2-d image lattice, simplifying it using the shift invariance of the lattice (which enables the algorithm to run swiftly), and using the Convex-Concave Procedure (CCCP) [10] procedure to obtain an iterative update equation to estimate the histogram expectations.

We first define the Bethe-Kikuchi free energy and then apply it to the case of two filters, $\partial/\partial x$ and $\partial/\partial y$, on a 2-d image lattice. We write the MRF probability distribution on the image \vec{x} in the form $P(\vec{x}) = \prod_{i,j} \Psi_{i,j}(x_i, x_j)/Z$, where the product $\prod_{i,j}$ is over all pairs of neighboring pixels x_i and x_j (with the restriction $i < j$ to avoid double-counting the interactions). This form is a general way of re-expressing the MEL distribution for filters whose support is two pixels. In other words, $f_i(\vec{x})$ is a function only of two pixels for each i , i.e. $f_i(\vec{x}) = f(x_i, x_j)$ where x_j is the appropriate neighbor of pixel x_i . The Bethe-Kikuchi free energy is

$$F = \sum_{i,j} \sum_{x_i, x_j} b_{ij}(x_i, x_j) \log \frac{b_{ij}(x_i, x_j)}{\Psi_{ij}(x_i, x_j)} - \sum_i (q_i - 1) \sum_{x_i} b_i(x_i) \log b_i(x_i) \quad (4)$$

where $b_i(x_i)$ are the unary marginals on individual pixels, $b_{ij}(x_i, x_j)$ are the binary marginals on neighboring pairs of pixels and q_i is the number of pixels directly coupled to pixel i ($q_i = 4$ in the case of the filters $\partial/\partial x$ and $\partial/\partial y$ applied to a 2-d lattice).

Lagrange multipliers must be added to the Bethe-Kikuchi free energy to enforce the normalization of the unary marginals $b_i(x_i)$ and their consistency with the binary marginals $b_{i,j}(x_i, x_j)$. We write these constraints as follows:

$$\begin{aligned} & \sum_i \gamma_i (\sum_x b_i(x) - 1) \\ & + \sum_{i,j} \sum_y \mu_{ij}(y) (\sum_x b_{i,j}(x, y) - b_j(y)) \\ & + \sum_{i,j} \sum_x \mu_{ji}(x) (\sum_y b_{i,j}(x, y) - b_i(x)) \end{aligned} \quad (5)$$

where γ_i , $\mu_{i,j}(y)$ and $\mu_{j,i}(x)$ are Lagrange multipliers (and as before we restrict $i < j$).

When the Bethe-Kikuchi free energy is minimized with respect to the marginals $\{b_i(x_i)\}$ and $\{b_{i,j}(x_i, x_j)\}$, such that the Lagrange multiplier constraints are satisfied, then

the marginals approximate the true marginals of the distribution $P(\vec{x}) = \prod_{i,j} \Psi_{i,j}(x_i, x_j)/Z$, namely $\{P(x_i, x_j)\}$ and $\{P(x_i)\}$. The marginal estimates may then be used to calculate the histogram expectations required by the GIS update equation (2), since by shift invariance we have that $\langle \phi_a(\vec{x}) \rangle = \sum_{x_i, x_j} P(x_i, x_j) \delta_{a, f_i(x_i, x_j)}$ for any i (and appropriate neighbor j).

We can discretize the expression for the x and y derivative filters as $x_{i+\Delta h} - x_i$ and $x_{i+\Delta v} - x_i$, respectively, where $x_{i+\Delta h}$ denotes the pixel just to the right of pixel x_i and $x_{i+\Delta v}$ denotes the pixel just above pixel x_i . Since these filters introduce only nearest-neighbor interactions on the lattice, we can group these interactions into horizontal and vertical interactions, and we can express the Bethe-Kikuchi free energy as

$$F = \sum_i \sum_{x_i, x_{i+\Delta h}} b_h(x_i, x_{i+\Delta h}) \log \frac{b_h(x_i, x_{i+\Delta h})}{\Psi_h(x_i, x_{i+\Delta h})} + \sum_i \sum_{x_i, x_{i+\Delta v}} b_v(x_i, x_{i+\Delta v}) \log \frac{b_v(x_i, x_{i+\Delta v})}{\Psi_v(x_i, x_{i+\Delta v})} - 3 \sum_i \sum_{x_i} b_i(x_i) \log b_i(x_i) \quad (6)$$

plus the Lagrange multiplier terms.

Exploiting the shift invariance of the lattice we get that $b_i(x_i) = b(x_i)$, $b_h(x_i, x_{i+\Delta h}) = b_h(x_i, x_{i+\Delta h})$, $b_v(x_i, x_{i+\Delta v}) = b_v(x_i, x_{i+\Delta v})$, and similarly that $\psi_h(x_i, x_{i+\Delta h}) = \psi_h(x_i, x_{i+\Delta h})$, $\psi_v(x_i, x_{i+\Delta v}) = \psi_v(x_i, x_{i+\Delta v})$. As a result, the Bethe-Kikuchi free energy per pixel can be re-expressed as

$$F/N = \sum_{x,y} b_h(x, y) \log \frac{b_h(x, y)}{\Psi_h(x, y)} + \sum_{x,y} b_v(x, y) \log \frac{b_v(x, y)}{\Psi_v(x, y)} - 3 \sum_x b(x) \log b(x) \quad (7)$$

plus the following Lagrange multiplier terms:

$$\begin{aligned} & \gamma (\sum_x b(x) - 1) + \sum_x \mu_{h,1}(x) (\sum_y b_h(x, y) - b(x)) \\ & + \sum_y \mu_{h,2}(y) (\sum_x b_h(x, y) - b(y)) \\ & + \sum_x \mu_{v,1}(x) (\sum_y b_v(x, y) - b(x)) \\ & + \sum_y \mu_{v,2}(y) (\sum_x b_v(x, y) - b(y)). \end{aligned} \quad (8)$$

V. CCCP UPDATES

We use the CCCP procedure [10] to write simple update equations which will lower the Bethe-Kikuchi free energy monotonically, and hence allow us to estimate the marginals and thereby iterate the GIS update equation.

We express the Bethe-Kikuchi free energy equation (7) plus Lagrange multiplier terms in equation (8) as a sum of a concave energy function E_{ave} and a convex energy function E_{vex} :

$$E_{ave} = -4 \sum_x b(x) \log b(x), \quad (9)$$

$$\begin{aligned} E_{vex} &= \sum_{x,y} b_h(x,y) \log \frac{b_h(x,y)}{\Psi_h(x,y)} \\ &+ \sum_{x,y} b_v(x,y) \log \frac{b_v(x,y)}{\Psi_v(x,y)} + \sum_x b(x) \log b(x) \\ &+ \text{Lagrange constraints.} \end{aligned} \quad (10)$$

The CCCP update equation is given by:

$$\vec{\nabla} E_{vex}(\vec{z}^{(t+1)}) = -\vec{\nabla} E_{ave}(\vec{z}^{(t)}) \quad (11)$$

where \vec{z} denotes the vector of all marginals $b_h(\cdot, \cdot)$, $b_v(\cdot, \cdot)$, $b(\cdot)$, such that the Lagrange multiplier constraints are satisfied at each time t . This update equation gives rise to a ‘‘double-loop’’ algorithm consisting of an outer loop, in which the marginals are updated as a function of their previous values and of the Lagrange multipliers, and an inner loop, in which the Lagrange multipliers are updated.

The outer loop updates are obtained directly from equation (11):

$$b^{(t+1)}(x) = e^3 [b^{(t)}(x)]^4 e^{-\gamma + \mu_{h1}(x) + \mu_{h2}(x) + \mu_{v1}(x) + \mu_{v2}(x)} \quad (12)$$

$$b_h^{(t+1)}(x,y) = \psi_h(x,y) e^{-1} e^{-\mu_{h1}(x) - \mu_{h2}(y)} \quad (13)$$

and

$$b_v^{(t+1)}(x,y) = \psi_v(x,y) e^{-1} e^{-\mu_{v1}(x) - \mu_{v2}(y)} \quad (14)$$

The inner loop equations update one Lagrange multiplier at a time so as to properly impose the Lagrange constraints (several iterations of the inner loop may be required to satisfy the constraints). They are obtained by writing the constraint conditions in terms of the above outer loop expressions for the marginal updates. The γ update is obtained from the condition $\sum_x b(x) = 1$:

$$e^{\gamma^{new}} = \sum_x e^3 [b(x)]^4 e^{\mu_{h1}(x) + \mu_{h2}(x) + \mu_{v1}(x) + \mu_{v2}(x)} \quad (15)$$

where γ^{new} is shorthand for $\gamma^{(\tau+1)}$, the Lagrange multipliers on the right-hand side are the values at time τ , and $b(x)$

is shorthand for $b^{(t)}(x)$. (The time superscript τ counts updates within the inner loop, while the superscript t counts updates within the outer loop.)

The marginal consistency constraint $\sum_y b_h(x,y) = b(x)$ yields the update for μ_{h1} :

$$e^{2\mu_{h1}^{new}(x)} = e^{2\mu_{h1}(x)} \frac{\psi_h(x,y) e^{-1 - \mu_{h1}(x) - \mu_{h2}(y)}}{e^3 [b(x)]^4 e^{-\gamma} e^{\mu_{h1}(x) + \mu_{h2}(x) + \mu_{v1}(x) + \mu_{v2}(x)}} \quad (16)$$

(The same superscript convention is used as before.) Similarly, the marginal consistency constraints $\sum_y b_v(x,y) = b(x)$, $\sum_x b_h(x,y) = b(y)$ and $\sum_x b_v(x,y) = b(y)$, respectively, give rise to the other update equations:

$$e^{2\mu_{v1}^{new}(x)} = e^{2\mu_{v1}(x)} \frac{\psi_v(x,y) e^{-1 - \mu_{v1}(x) - \mu_{v2}(y)}}{e^3 [b(x)]^4 e^{-\gamma} e^{\mu_{h1}(x) + \mu_{h2}(x) + \mu_{v1}(x) + \mu_{v2}(x)}} \quad (17)$$

$$e^{2\mu_{h2}^{new}(y)} = e^{2\mu_{h2}(x)} \frac{\psi_h(x,y) e^{-1 - \mu_{h1}(x) - \mu_{h2}(y)}}{e^3 [b(y)]^4 e^{-\gamma} e^{\mu_{h1}(y) + \mu_{h2}(y) + \mu_{v1}(y) + \mu_{v2}(y)}} \quad (18)$$

$$e^{2\mu_{v2}^{new}(y)} = e^{2\mu_{v2}(x)} \frac{\psi_v(x,y) e^{-1 - \mu_{v1}(x) - \mu_{v2}(y)}}{e^3 [b(y)]^4 e^{-\gamma} e^{\mu_{h1}(y) + \mu_{h2}(y) + \mu_{v1}(y) + \mu_{v2}(y)}} \quad (19)$$

Note that the Lagrange multiplier update equations above are calculated sequentially rather than in parallel (convergence is not guaranteed for parallel updates). Several iterations (empirically, about five to ten suffice for our application) of the inner loop are performed to update the Lagrange multipliers, followed by one iteration of the outer loop equations to estimate the marginals. This procedure is repeated until convergence is obtained (empirically, about fifteen repetitions suffice).

VI. RESULTS

The CCCP algorithm was used to evaluate the histogram expectations required by GIS. Although the GIS update equation (3) is guaranteed to converge to the correct solution if the histogram expectations are calculated exactly, the fact that the expectations are calculated only approximately in the Bethe-Kikuchi framework means that convergence can be adversely affected. To circumvent this problem, we used a modified GIS update equation that makes more conservative updates to avoid instabilities:

$$\lambda_a^{k,(t+1)} = \lambda_a^{k,(t)} + \beta(1/M) (\log \psi_a^{k,obs} - \log \psi_a^{k,(t)}) \quad (20)$$

where $\beta < 1$ is a coefficient that sets the scale of the update ($\beta = 1$ corresponds to standard GIS). We chose $\beta = 0.2$ as a compromise between stability and speed of convergence.

To test the algorithm on the MEL distribution with the $\partial/\partial x$ and $\partial/\partial y$ filters, we initialized the potentials $\vec{\lambda}^{(x)}$

and $\vec{\lambda}^{(y)}$ to the values given by the multinomial approximation (see Appendix). The modified GIS update equations converged (though with some oscillation) after about 15 iterations (using 10 outer loop iterations and 10 inner loop iterations in CCCP). The algorithm took about thirty seconds (on a Pentium 400 MHz PC) to complete its iterations.

Figure (1) shows the empirical $\partial/\partial x$ filter response marginal obtained from natural images (taken from the Sowerby database of rural images), the potential determined by the multinomial approximation, and the error between the empirical marginal and the marginal obtained using the multinomial potential (estimated using the Bethe-Kikuchi method). Note that the long, heavy tails characteristic of filter marginals obtained from natural images are obscured here due to the coarse quantization of filter response values a . (Results are almost identical for the $\partial/\partial y$ filter.) The multinomial potentials correspond to the first iteration of GIS when it is initialized with uniform potentials.

In our experiments we initialized GIS with the multinomial potentials. After running the algorithm, the potential was only slightly changed, but the error was reduced, as shown in Figure (2). (Note that the vertical axis scale is about an order of magnitude larger in the first figure relative to the second.)

The potentials obtained by GIS were used to generate samples by an MCMC sampler, which are shown in Figure (3).

VII. DISCUSSION

This paper applied the Generalized Iterative Scaling algorithm [3] to the problem of learning MRF potentials [12] from image histograms. We proposed a new Bethe-Kikuchi approximation [4],[9] and a CCCP algorithm [10] to speed up a crucial stage of the GIS algorithm. In addition, we demonstrated that the first iteration of GIS corresponds to an approximate method for estimating potentials [2].

We note that our method can be generalized to apply to any set of filters (of arbitrary form, linear or non-linear) by using higher-order Kikuchi [9] approximations. (The Bethe approximation is directly applicable only for filters whose support size is two pixels.) However, this generalization comes at the cost of a computational complexity that increases exponentially in the support size of the filters. An alternative scheme is to introduce auxiliary variables that allow the use of the Bethe approximation for any size filters, with a computational cost that is linear in the size of the filters. It remains to be seen if this technique is practical, both in terms of computational complexity and the quality of the underlying Bethe approximation. Finally, we point out that our method is formulated for MRF's defined in terms of filter marginals, and it is straightforward to extend the method to handle joint histograms of two or more

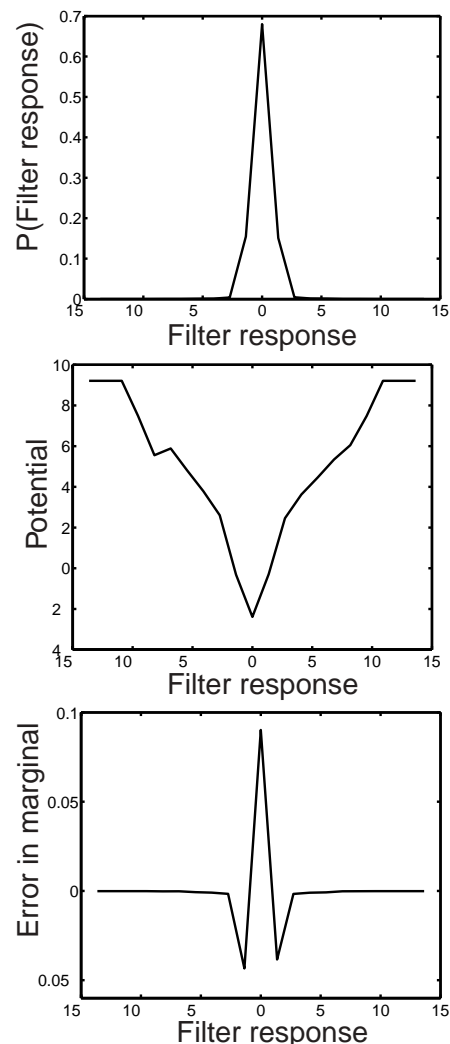


Fig. 1. Top panel, observed marginal for $\partial/\partial x$ filter response values obtained from natural images. (Horizontal axis indicates value of $\partial/\partial x$ filter response, vertical axis indicates empirical probability.) Middle panel, potential determined by multinomial approximation, shown as $-\lambda_a^{(x)}$ along vertical axis with $a =$ filter response of $\partial/\partial x$ filter displayed along horizontal axis. Bottom panel displays error, i.e. difference between observed marginal and the marginal obtained using the multinomial potential, along vertical axis, as a function of a along horizontal axis.

filters. (However, is unclear how to extend the method to distributions defined in terms of *moments* of filters.)

VIII. APPENDIX: THE g -FACTOR AND THE MULTINOMIAL APPROXIMATION

This section defines the g -factor function, which was introduced in earlier work [1], [2] to establish connections between the distribution on images, $P(\vec{x}|\vec{\lambda})$, with the corresponding distribution induced on features. The g -factor also motivated the *multinomial approximation*, which was used to determine an efficient procedure for approximating the potentials.

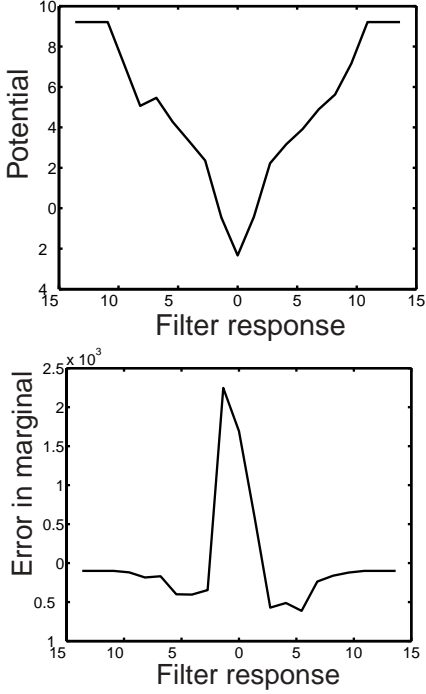


Fig. 2. Top panel, potential obtained from GIS using the Bethe-Kikuchi approximation. Bottom panel shows error, which is smaller than that obtained using multinomial potential (previous figure). (Same axes as in the last two panels of the previous figure, except that the vertical scale for the error is smaller than the version in the previous figure.)




Fig. 3. Stochastic image samples, obtained by an MCMC algorithm, of the MRF distribution whose potentials have been determined by GIS using the Bethe-Kikuchi approximation.

The g -factor $g(\vec{\psi})$ is defined as follows:

$$g(\vec{\psi}) = \sum_{\vec{x}} \delta_{\vec{\psi}, \vec{\phi}(\vec{x})}. \quad (21)$$

Here L is the number of grayscale levels of each pixel, so that L^N is the total number of possible images. The g -factor is essentially a combinational factor which counts the number of ways that one can obtain statistics $\vec{\psi}$, see figure (4). Equivalently, we can define an associated distribution $\hat{P}_0(\vec{\psi}) = \frac{1}{L^N} g(\vec{\psi})$, which is the default distribution

on $\vec{\psi}$ if the images are generated by uniform noise (i.e. completely random images).

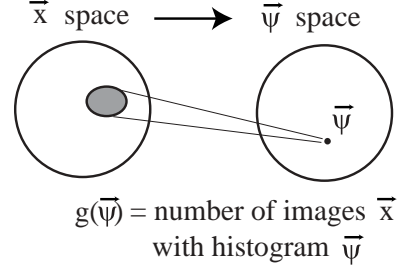


Fig. 4. The g -factor $g(\vec{\psi})$ counts the number of images \vec{x} that have statistics $\vec{\psi}$. Note that the g -factor depends only on the choice of filters and is independent of the training image data.

We can use the g -factor to compute the induced distribution $\hat{P}(\vec{\psi}|\vec{\lambda})$ on the statistics determined by MEL:

$$\hat{P}(\vec{\psi}|\vec{\lambda}) = \sum_{\vec{x}} \delta_{\vec{\psi}, \vec{\phi}(\vec{x})} P(\vec{x}|\vec{\lambda}) = \frac{g(\vec{\psi}) e^{\vec{\lambda} \cdot \vec{\psi}}}{Z[\vec{\lambda}]} \quad (22)$$

where the partition function is:

$$Z[\vec{\lambda}] = \sum_{\vec{\psi}} g(\vec{\psi}) e^{\vec{\lambda} \cdot \vec{\psi}}. \quad (23)$$

Observe that both $\hat{P}(\vec{\psi}|\vec{\lambda})$ and $\log Z[\vec{\lambda}]$ are sufficient for computing the parameters $\vec{\lambda}$. The $\vec{\lambda}$ can be found by solving either of the following two (equivalent) equations: $\sum_{\vec{\psi}} \hat{P}(\vec{\psi}|\vec{\lambda}) \vec{\psi} = \vec{\psi}_{obs}$, or $\frac{\partial \log Z[\vec{\lambda}]}{\partial \vec{\lambda}} = \vec{\psi}_{obs}$, which shows that *knowledge of the g -factor and $e^{\vec{\lambda} \cdot \vec{\psi}}$ are all that is required to do MEL.*

Observe from equation (22) that we have $\hat{P}(\vec{\psi}|\vec{\lambda} = 0) = P_0(\vec{\psi})$. In other words, setting $\vec{\lambda} = 0$ corresponds to a uniform distribution on the images \vec{x} .

A. The Multinomial Approximation

We now consider the case where the statistic is a single histogram. Our results, of course, can be directly extended to multiple histograms. We describe the multinomial approximation of the g -factor and discuss the procedure it prescribes for estimating the potentials.

We rescale the $\vec{\lambda}$ variables by N so that we have:

$$P(\vec{x}|\lambda) = \frac{e^{N\vec{\lambda} \cdot \vec{\phi}(\vec{x})}}{Z[\vec{\lambda}]}, \quad \hat{P}(\vec{\psi}|\lambda) = g(\vec{\psi}) \frac{e^{N\vec{\lambda} \cdot \vec{\psi}}}{Z[\vec{\lambda}]}, \quad (24)$$

We now consider the approximation that the filter responses $\{f_i\}$ are *independent of each other when the images are uniformly distributed*. This is the *multinomial approximation*. It implies that we can express the g -factor as being proportional to a multinomial distribution:

$$g(\vec{\psi}) = L^N \frac{N!}{(N\psi_1)! \dots (N\psi_Q)!} \alpha_1^{N\psi_1} \dots \alpha_Q^{N\psi_Q} \quad (25)$$

where $\sum_{a=1}^Q \psi_a = 1$ (by definition) and the $\{\alpha_a\}$ are the means of the components $\{\psi_a\}$ with respect to the distribution $\hat{P}_0(\vec{\psi})$. As we will describe later, the $\{\alpha_a\}$ will be determined by the filters $\{f_i\}$. See Coughlan and Yuille, in preparation, for details of how to compute the $\{\alpha_a\}$.

This approximation enables us to calculate MEL *analytically*.

Theorem *With the multinomial approximation the log partition function is:*

$$\log Z[\vec{\lambda}] = N \log L + N \log \left\{ \sum_{a=1}^Q e^{\lambda_a + \log \alpha_a} \right\}, \quad (26)$$

and the “potentials” $\{\lambda_a\}$ can be solved in terms of the observed data $\{\psi_{obs,a}\}$ to be:

$$\lambda_a = \log \frac{\psi_{obs,a}}{\alpha_a}, \quad a = 1, \dots, Q. \quad (27)$$

We note that there is an ambiguity $\lambda_a \mapsto \lambda_a + K$ where K is an arbitrary number (recall that $\sum_{a=1}^Q \psi(a) = 1$). We fix this ambiguity by setting $\vec{\lambda} = 0$ if $\vec{\alpha} = \vec{\psi}_{obs}$.

Proof. Direct calculation, using the fact that $\frac{\partial \log Z[\vec{\lambda}]}{\partial \lambda} = \vec{\psi}_{obs}$.

Our simulation results show that this simple approximation gives the typical potential forms generated by Markov Chain Monte Carlo (MCMC) algorithms for Minimax Entropy Learning.

ACKNOWLEDGMENTS

We would like to thank Jonathan Yedida for helpful email correspondence. This work was supported by the National Institute of Health (NEI) with grant number RO1-EY 12691-01.

REFERENCES

- [1] J.M. Coughlan and A.L. Yuille. “A Phase Space Approach to Minimax Entropy Learning and The Minutemax approximation”. In *Proceedings NIPS’98*. 1998.
- [2] J.M. Coughlan and A.L. Yuille. “The g Factor: Relating Distributions on Features to Distributions on Images”. In *Proceedings NIPS’01*. 2001.
- [3] J. N. Darroch and D. Ratcliff. “Generalized Iterative Scaling for Log-Linear Models”. *The Annals of Mathematical Statistics*. 1972. Vol. 43, No. 5, 1470-1480.
- [4] C. Domb and M.S. Green (Eds). **Phase Transitions and Critical Phenomena**. Vol. 2. Academic Press. London. 1972.
- [5] S. M. Konishi, A.L. Yuille, J.M. Coughlan and Song Chun Zhu. “Fundamental Bounds on Edge Detection: An Information Theoretic Evaluation of Different Edge Cues.” In *Proceedings Computer Vision and Pattern Recognition CVPR’99*. Fort Collins, Colorado. June 1999.
- [6] A.B. Lee, D.B. Mumford, and J. Huang. “Occlusion Models of Natural Images: A Statistical Study of a Scale-Invariant Dead Leaf Model”. *International Journal of Computer Vision*. Vol. 41, No.’s 1/2. January/February 2001.
- [7] J. Portilla and E. P. Simoncelli. “Parametric Texture Model based on Joint Statistics of Complex Wavelet Coefficients”. *International Journal of Computer Vision*. October 2000.
- [8] Y. W. Teh and M. Welling. “The Unified Propagation and Scaling Algorithm.” In *Proceedings NIPS’01*. 2001.
- [9] J.S. Yedidia, W.T. Freeman, Y. Weiss, “Generalized Belief Propagation.” In *Proceedings NIPS’00*. 2000.
- [10] Anon. In NIPS ’01.
- [11] S.C. Zhu and D. Mumford. “Prior Learning and Gibbs Reaction-Diffusion.” *PAMI* vol.19, no.11, pp1236-1250, Nov. 1997.
- [12] S.C. Zhu, Y. Wu, and D. Mumford. “Minimax Entropy Principle and Its Application to Texture Modeling”. *Neural Computation*. Vol. 9. no. 8. Nov. 1997.